

How to Don your PPE

ORDER IS IMPORTANT



STEP 1 Perform hand hygiene



Alcohol based handrub

or




Water and soap

STEP 2 Put on gown/coverall

Gown - secure at back of neck and around waist.


Coveralls – Select correct size. Take care not to touch footwear when donning.



STEP 3 Put on P2/N95 mask

Ensure mask sits snugly on face.

Ensure there is no air leakage by performing fit check.



STEP 4 Put on eye protection



Face shield

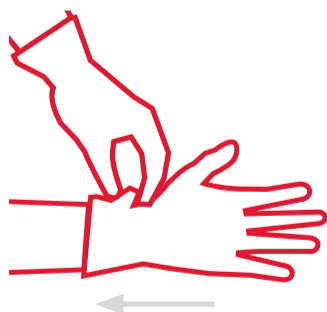


or goggles

STEP 5 Put on gloves

Select the correct sized gloves.

Ensure the gloves are pulled over the sleeve cuffs.



Use your smartphone camera to access the [Clinical Resource Guidelines here](#)

